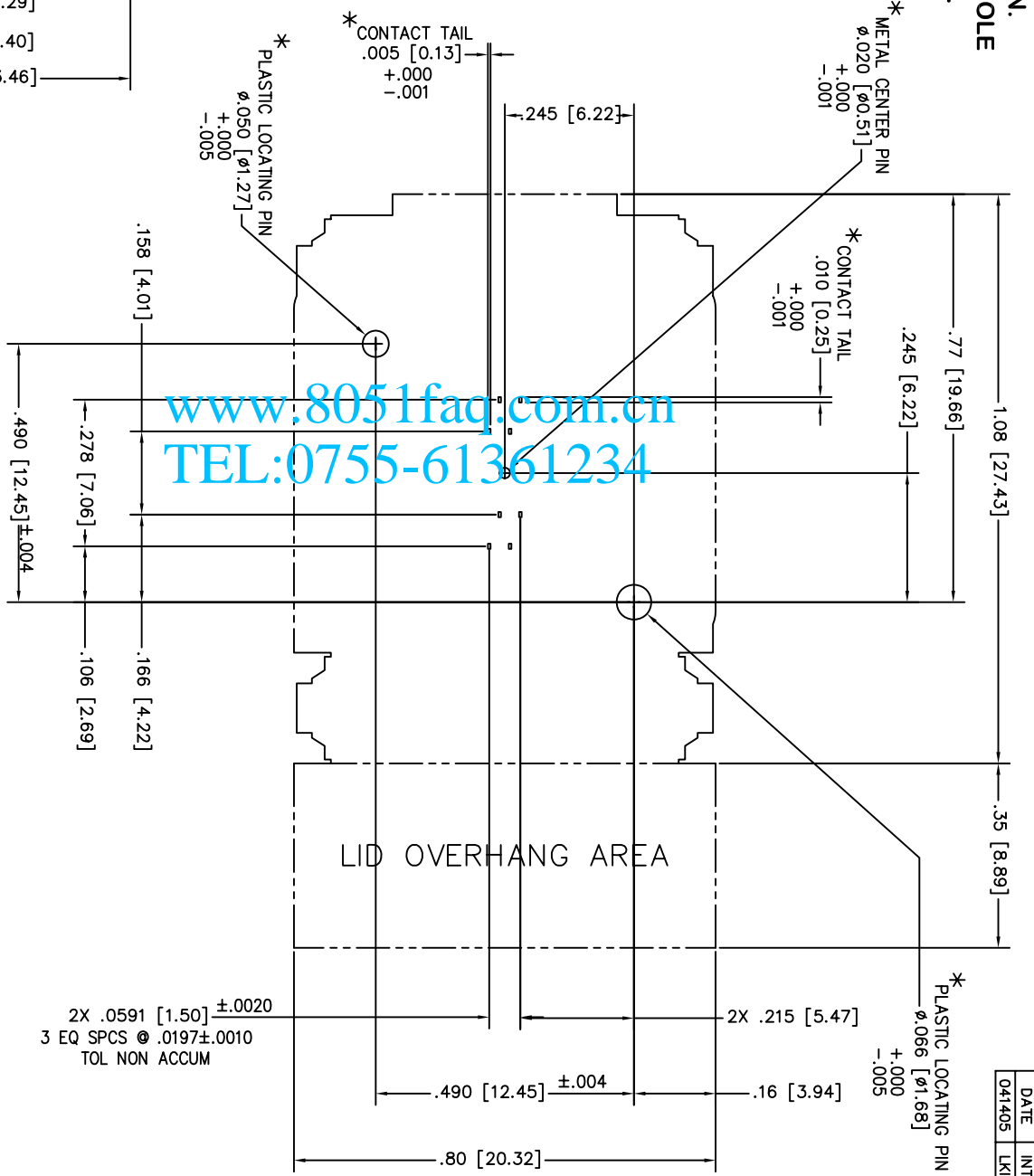
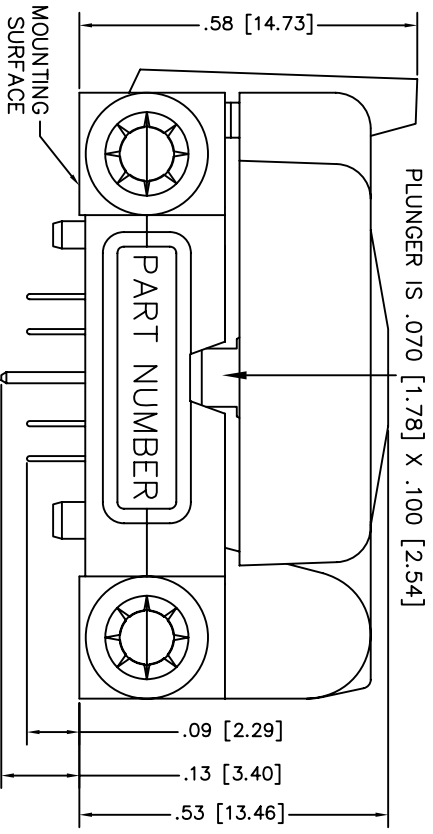
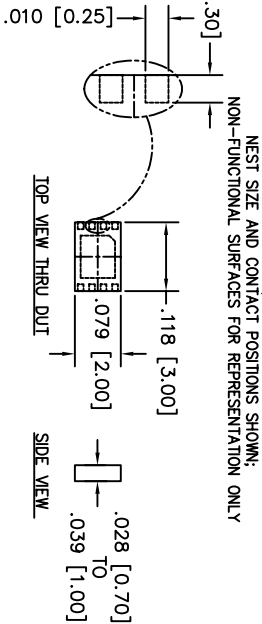
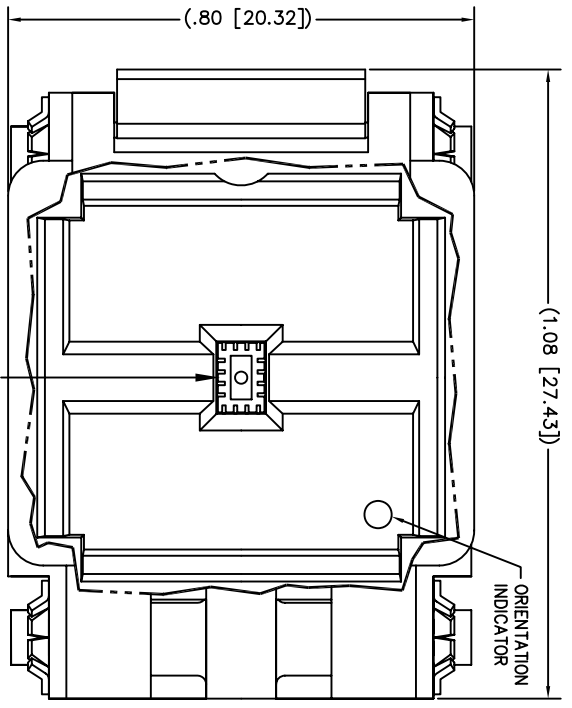


**NOTE : \* DIMENSIONS OF SOCKET FEATURES SHOWN. BOARD DESIGNER SHOULD SELECT APPROPRIATE HOLE SIZES TO PROVIDE A SLIP FIT FOR THESE FEATURES.**



www.8051faq.com.cn  
TEL:0755-61361234

FOOTPRINT AS VIEWED FROM TOP OF SOCKET

**PROPRIETARY**

DEPOPULATED FROM :  
16QN50T33020

PART NUMBER  
08QN50T43020

THIS DRAWING IS SUBJECT TO CHANGE WITHOUT NOTICE. PLEASE REQUEST A CURRENT DRAWING WHEN LAYING OUT BOARDS.

FEATURES - T  
= STANDARD

FOR 0.30mm LONG NOMINAL PAD

UNLESS OTHERWISE SPECIFIED

XXX = ±.003	SURFACE
XX = ±.010	FINISH
X = ±.020	ANGLE = 45°
ALL DIM ARE IN INCHES	
REMOVE ALL BURS AND SHARP EDGES	

SCALE	NONE	DATE
DWN	LKI	041405
CHK		
ENGR		
APP'D		

TITLE	QFN SOCKET; 3 x 2mm, 0.50mm-PITCH; 8 CONTACTS PLUS CENTER PIN; THRU-HOLE	SIZE	C	DWG NO.	08QN50T43020	SH	1/1
-------	---	------	---	---------	--------------	----	-----



DATE	INT
041405	LKI