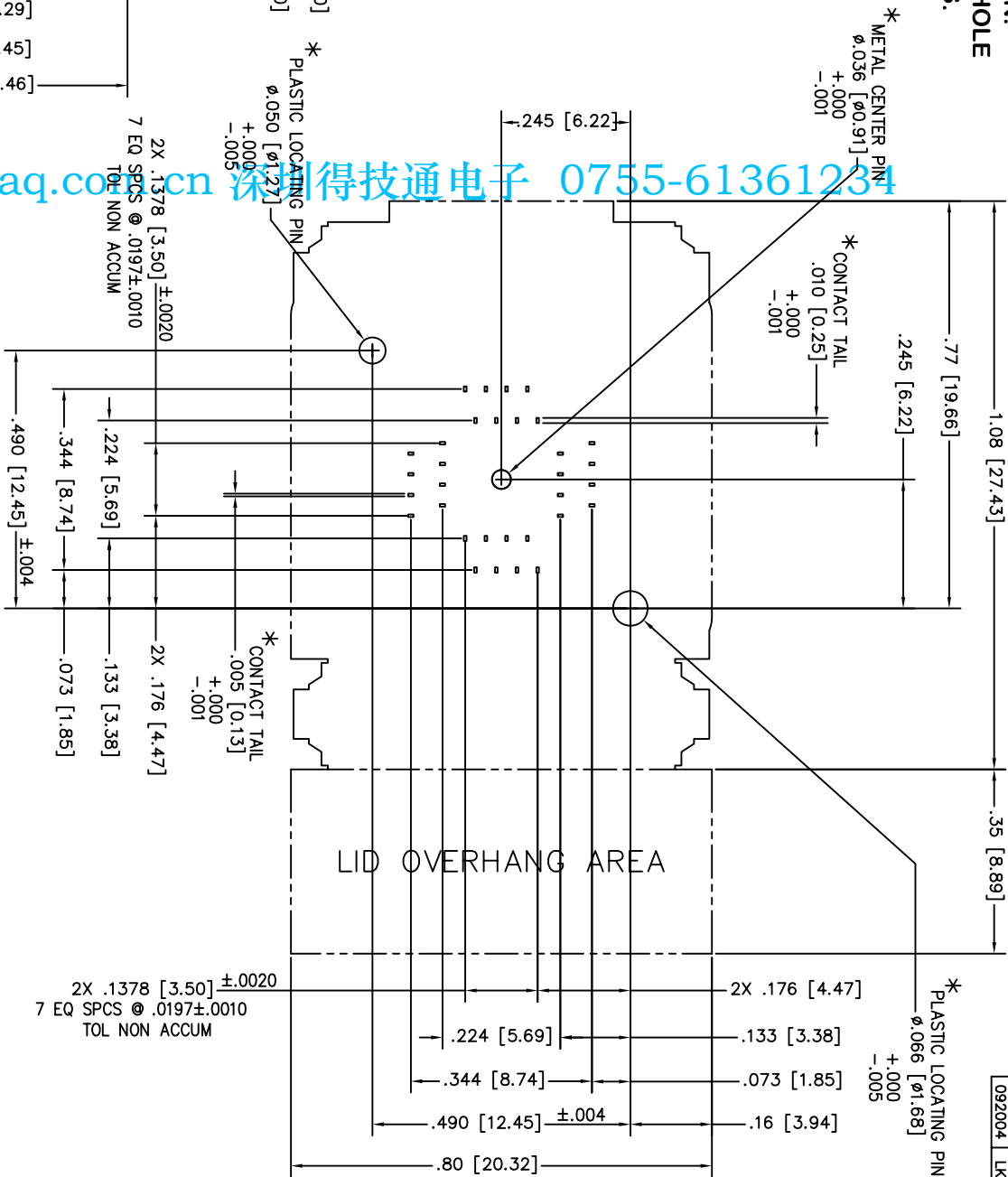
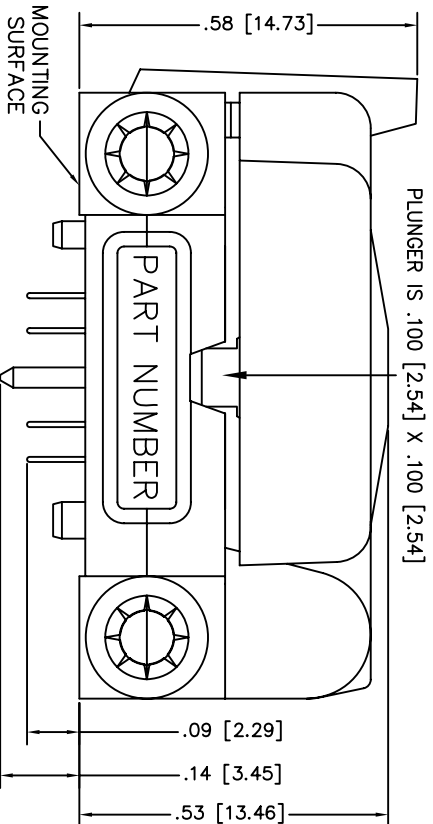
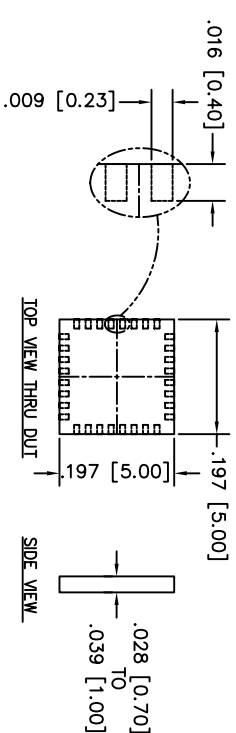
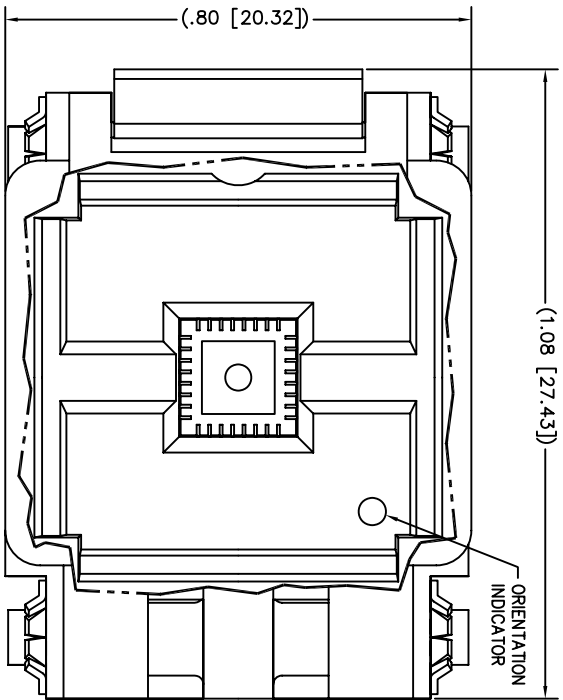


NOTE: * DIMENSIONS OF SOCKET FEATURES SHOWN. BOARD DESIGNER SHOULD SELECT APPROPRIATE HOLE SIZES TO PROVIDE A SLIP FIT FOR THESE FEATURES.



FOOTPRINT AS VIEWED FROM TOP OF SOCKET

www.8051faq.com.cn 深圳得技通电子 0755-61361234

THIS DRAWING IS SUBJECT TO CHANGE WITHOUT NOTICE. PLEASE REQUEST A CURRENT DRAWING WHEN LAYING OUT BOARDS.

FEATURES - K
= OFFSET CONTACT

UNLESS OTHERWISE SPECIFIED
 XXX = ±.003 SURFACE
 XX = ±.010 FINISH
 X = ±.015 ANGLE = 45°
 ALL DIM ARE IN INCHES
 ALL DIM (XX) ARE MILLIMETERS
 REMOVE ALL BURS AND
 SHAPE EDGES

DATE: 09/20/04
 SCALE: NONE
 DWG: LKI
 CHK: ENGR
 APP'D: [Signature]

SIZE: C
 DWG NO.: 32QNS0K15050
 SH: 1/1

PART NUMBER
 32QNS0K15050

PROPRIETARY

TITLE: QFN SOCKET;
 5 x 5mm, 0.50mm-PITCH;
 32 CONTACTS PLUS CENTER PIN;
 THRU-HOLE

ASTRONOS 2801 TEMAS DRIVE
 IRVING, TX 75062

DATE: 09/20/04
 INT: LKI